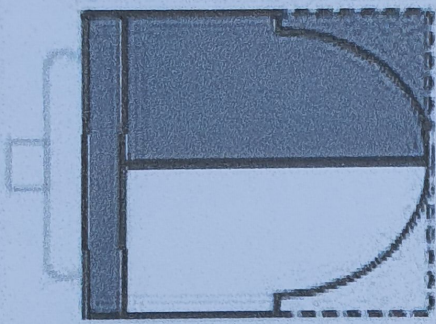



# Rough Notes On Turning An "Emerging Bowl"


(Irwin Seidman May 2006)




1. Glue up with 2 waste blocks. Turn outside of bowl first.



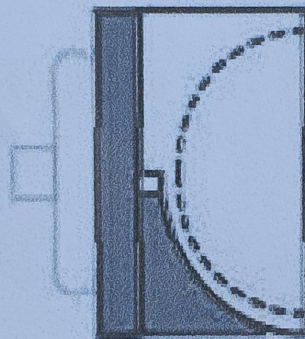
2. Split apart. (I use a paper glue joint to make splitting easier)



3. Basic shape is now done




4. Flip the blank and remount it again using a waste block. I also inserted a wedge (using double sided tape) to help balance (weight) and stabilize this now very off balance piece.




5. Hollow out the inner bowl



6. Split apart pieces and hand (or power) sand bottom and side where glue joints existed.



7. Voila ... Done



© 2006 - Irwin Seidman