

Candlestick 2" x 2" Pine
Base 2" x 4" Pine

Painted & Rubbed back
to make 'Shabby Chic'

Candle Safety

Producers and distributors have for many years been obliged by product safety legislation to provide information and warnings as to the risk their products posed where these risks were not obvious and where necessary, to provide instructions adequate to consumer needs as to the safe operation/use of the product. The General Product regulations 2005 maintain that requirement. The following standards are currently not called up in specific legislation but may assist with demonstrating due diligence under the General Product Safety Regulations 2005.

Fire damage caused by candles can be attributed to improper use by the consumer. The risk of fire can be minimised by suitable warnings to the consumer. In September 2007 the labelling requirements of candles changed due to the publication of European Standard BS EN 15494:2007 - Candles - Product Safety Labels.

This standard specifies the format and content of product warning labels for indoor candles. The standard requires that all information supplied with a candle is presented in a clear format on the product and should be easily and non-verbally comprehensive. Such warnings may be on the product or packaging itself or available as a separate leaflet if appropriate.

It is a requirement that the General Warning Sign (table one) be included in all labelling, preferably in a coloured graphic. In addition under the standard there are four mandatory safety messages which must be included on all labels (table one). The warning message may be given as a pictogram or as text. If text is used, it must be in the language of the country where the candles are being sold.

In addition to the minimum safety information as outlined above, the standard encourages the use of optional safety information (table two) where appropriate.

This advice is designed to provide basic guidance to traders. It is not a complete or authoritative statement of the law.






Safety information given as a symbol	Safety information given as text
	General Warning Sign. The safety information symbol or text shall be placed below or beside the general warning sign.
	Never leave a burning candle unattended.
	Burn candle out of reach of children and pets.
	Always leave at least 10cm between burning candles.
	Do not burn candles on or near anything that can catch fire.

Table one - Minimum safety information












Safety information given as a symbol	Safety information given as text
	Do not place candles in a draught.
	Do not place candles near a source of heat.
	Place candles in an upright position.
	Trim wick to about 1 cm before lighting.
	Always snuff out the candle. Do not blow it out.
	Always use a candleholder.
	Keep the wax pool clear and clear of matches and other debris to avoid flaring.
	Only use tea lights in holders and warming stoves with sufficient ventilation.
	Do not move a burning candle.
	Use a suitable glass or holder as these candles liquefy when burning.
	Never use liquid to extinguish.

Table two - Optional safety information

The labels I use in the bottom of my Tea Lights are given here below as an example.

Candle Safety Information
 Never leave a burning candle unattended.
 Burn candle out of reach of children and pets.
 Always leave at least 10cm between Burning candles.
 Do not burn candles on or near anything that can catch fire.
 Always use a candleholder.
 Do not move a burning candle.

Candle Safety Information
 Never leave a burning candle unattended.
 Burn candle out of reach of children and pets.
 Always leave at least 10cm between Burning candles.
 Do not burn candles on or near anything that can catch fire.
 Always use a candleholder.
 Do not move a burning candle.

Candle Safety Information
 Never leave a burning candle unattended.
 Burn candle out of reach of children and pets.
 Always leave at least 10cm between Burning candles.
 Do not burn candles on or near anything that can catch fire.
 Always use a candleholder.
 Do not move a burning candle.

Candle Safety Information
 Never leave a burning candle unattended.
 Burn candle out of reach of children and pets.
 Always leave at least 10cm between Burning candles.
 Do not burn candles on or near anything that can catch fire.
 Always use a candleholder.
 Do not move a burning candle.

Threaded Live Centre from RDG Tools - <http://www.rdgtools.co.uk/>

- Item Ref: 1000665

Price: £21.67 - (£26.00 Inc VAT)

Free UK Mainland Postage

Jo Sonja Paints available from

- Jo Sonya's UK Shop - http://www.josonjas-ukshop.co.uk/ourshop/cat_797840-Iridescent-Colours.html
- Possibly available from Pegasus Art in Swindon, where I've bought them from previously but cannot see on their web site at the moment.

3/4" x 16 thread nuts are available from any Tools & Fixings type shop

Ashley Isles Tools available from Ashley Isles or their stall at the Yandles shows in the Spring & Autumn.